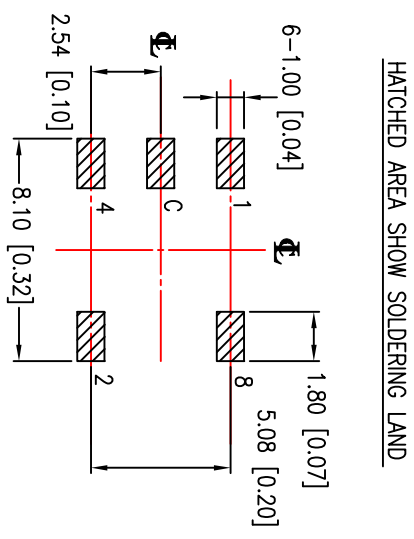
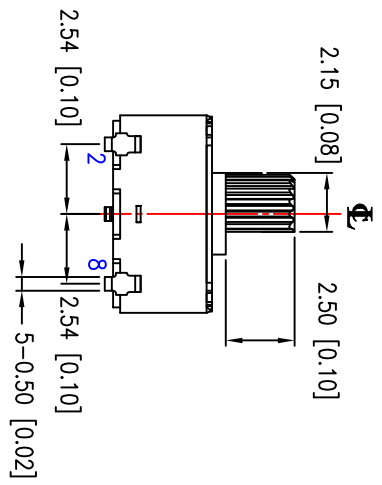
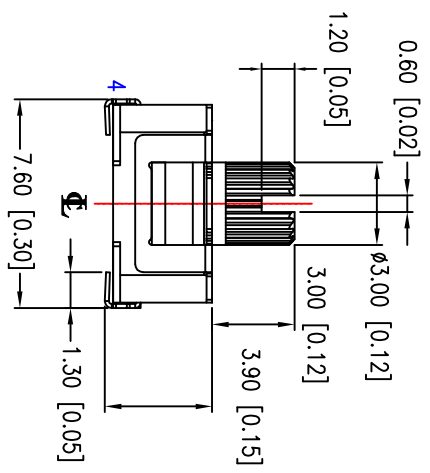


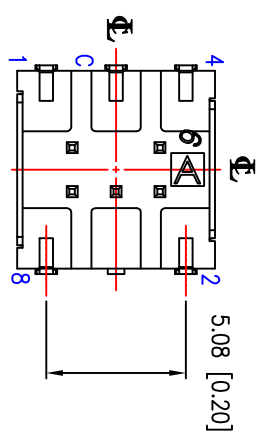
- SPECIFICATIONS:**
1. RATING: 50VDC 100mA.(Max), 20VDC 1 μ A.(Min)
 2. CONTACT RESISTANCE: 100m Ω .(Max)
 3. INSULATION RESISTANCE: 100VDC-1000M Ω .(Min)
 4. DIELECTRIC STRENGTH: 250VAC-1MINUTE.
 5. ROTARY TORQUE: 40~200gf/cm.
 6. TOTAL ROTARY ANGLE: 360°. (16 STEPS)
 7. LIFE CYCLE: 10,000 STEPS.
 8. DEGREE OF PROTECTION: IP65.



P.C.B. LAYOUT

POSITIONS	
0	●
1	●
2	●
3	●
4	●
5	●
6	●
7	●
8	●
9	●
A	●
B	●
C	●
D	●
E	●
F	●

CIRCUIT CHART



NO.	PART NAME	MATERIAL	Q'TY	FINISHING
1	HOUSING	PA+G	1	
2	COVER	SUS	1	
3	ROTOR	LCP+G	1	
4	TERMINAL	PBS	6	AU PLATED
5	CONTACT PLATE	BeCu	1	AU PLATED
6	O-RING	SILICONE RUBBER	1	
7	SPACER	SUS	1	

东莞市创恩电子有限公司

SIGNATURES		DATE	TITLE
DRAWN	aber	Mar 03	ROTARY CODED SWITCH
CHK'D			
APPV'D			

TOLERANCES UNLESS OTHERWISE SPECIFIED	SCALE	REVISIONS
LINEAR: ± 0.30 ANGULAR: $\pm 3^\circ$	5/1	A

SYMBOL	DESCRIPTION	DATE	APPROVED
△			
△			
△			
△			
△			

NO.	DATE	APPROVED
1		
2		
3		
4		
5		
6		
7		
8		
9		
10		

RCS-FRCZN