

7M Series

Snap-Acting Pushbutton Switches



SPECIFICATIONS

CONTACT RATING: Dependent upon contact material
see page 106.

MECHANICAL LIFE: 50,000 make-and-break cycles.

CONTACT RESISTANCE: 20mΩ max. initial @ 2-4VDC
100mA for both silver and gold plated contacts.

INSULATION RESISTANCE: 1,000MΩ min.

DIELECTRIC STRENGTH: 1,000 Vrms min. @ sea level.

OPERATING TEMPERATURE: -30°C to 85°C.

MATERIALS

CASE: Diallyl phthalate(DAP) (UL94V-0).

PLUNGER: Glass filled Nylon or Glass filled polyester.(PBT)

BUSHING: Brass,nickel plated.

HOUSING: Stainless Steel.

CONTACT: Brass or Copper alloy, silver or gold plated.

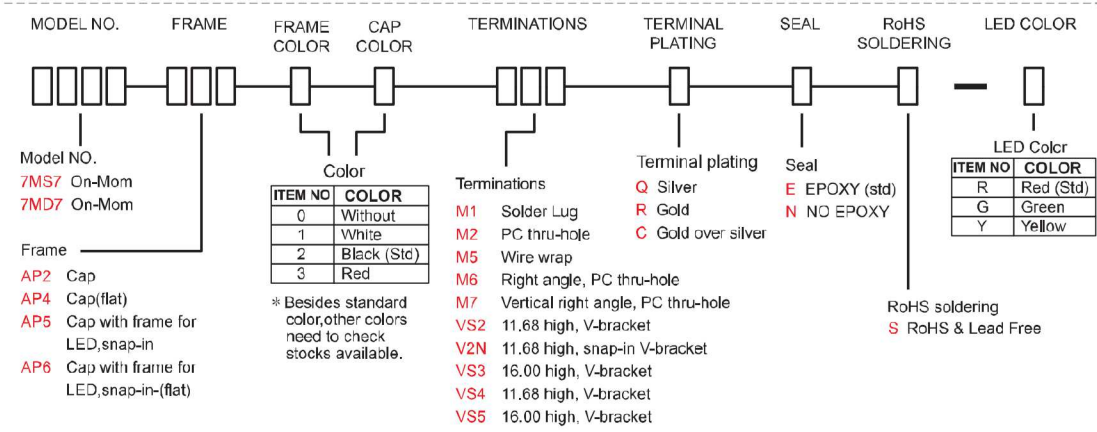
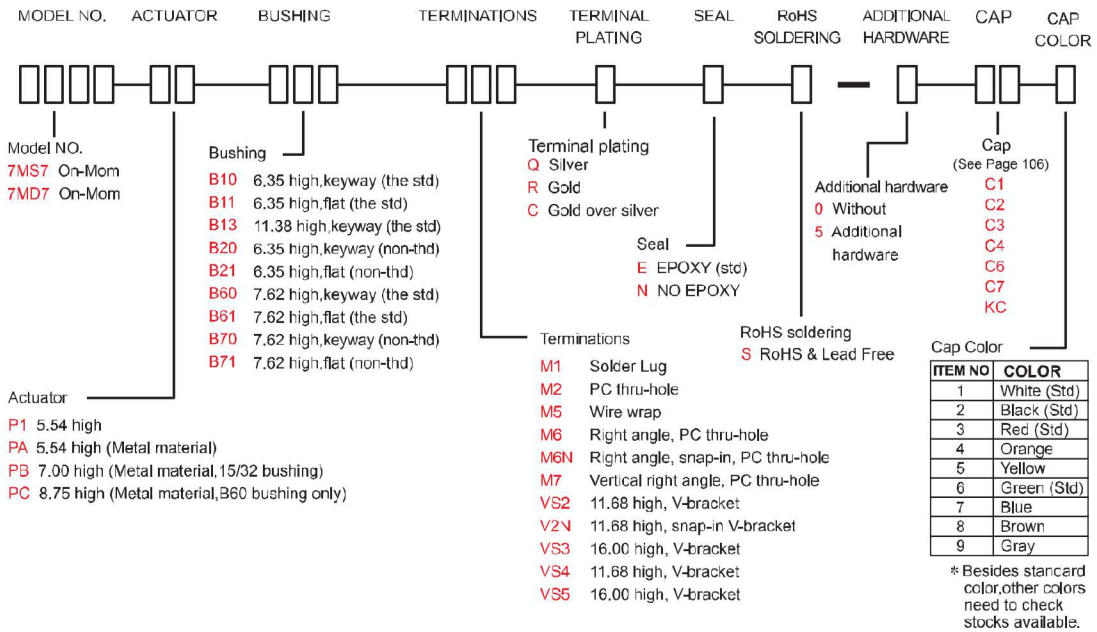
※7MSL/7MDL with gold over silver for plating

(See Page 107)



7M Pushbutton Switches




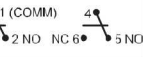
HOW TO ORDER



7M Series

Snap-Acting Pushbutton Switches

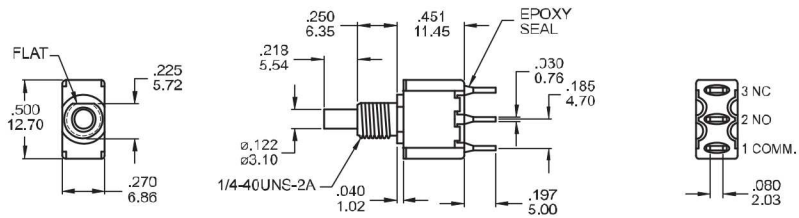
SWITCH FUNCTION

NO. POLES	UL/CSA MODEL NO.	MODEL NO.	SWITCH FUNCTION		CONNECTED TERMINALS / SCHEMATIC	
			POS.1	POS.2	POS.1	POS.2
SP	Q2717	7MS7	ON	MOM	1-3 	1-2 
DP	Q2727	7MD7	ON	MOM	1-3,4-6 	1-2,4-5 

MOM= MOMENTARY

POLE OPTIONS

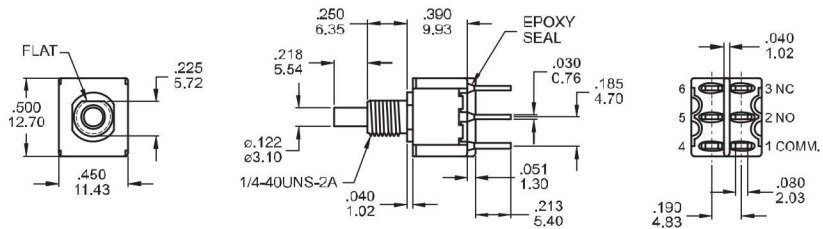
M1



SPDT

Part No. Shown : 7MS7P1B11M1QES

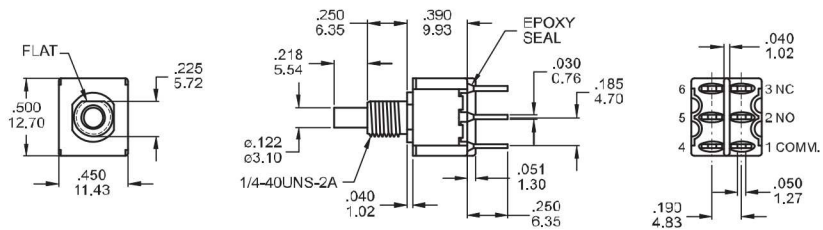
M1



DPDT

Part No. Shown : 7MD7P1B11M1QES

M2



DPDT

Part No. Shown : 7MD7P1B11M2RES



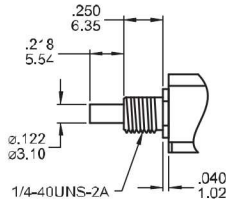
7M
Pushbutton Switches

7M Series

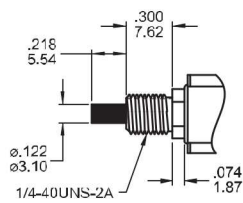
Snap-Acting Pushbutton Switches

ACTUATOR OPTIONS

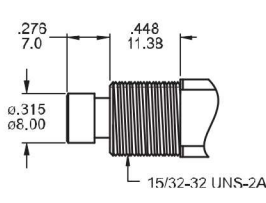
P1



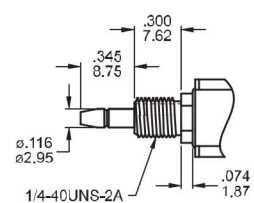
PAB60 handle, metal material



PBB13 handle, metal material



PCB60 handle, metal material

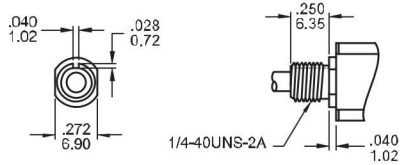


Use with B13 bushing only

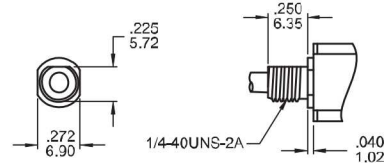
Use with B60 bushing std
* PC Actuator only for KC Cap

BUSHING OPTIONS

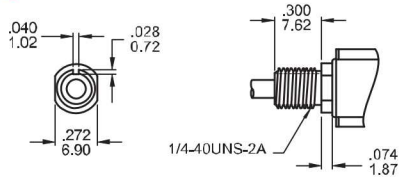
B10 THD STD
B20 NON-THD



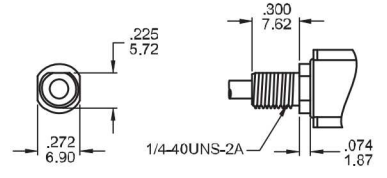
B11 THD STD
B21 NON-THD



B60 THD STD
B70 NON-THD

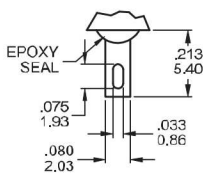


B61 THD STD
B71 NON-THD



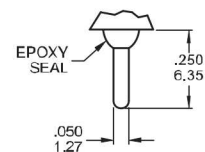
TERMINATION OPTIONS

M1 Solder lug



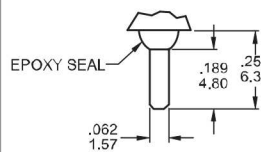
.030(0.76) THK.

M2 PC Thru-hole



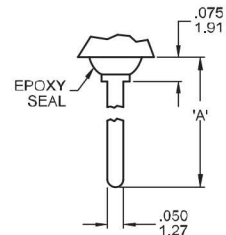
.030(0.76) THK.

M3 Quick connect



.030(0.76) THK.

M5 Wire Wrap



.030(0.76) THK.

OTHER TERMINATION OPTIONS

M6 Right angle P.C. Mount

M7 Right angle P.C. Mount

VS2 Vertical bracket P.C. Mount

VS3 Vertical bracket P.C. Mount

VS4 Vertical bracket P.C. Mount

VS5 Vertical bracket P.C. Mount

M6N Right angle P.C. Mount

Snap-in bracket

V2N Vertical bracket P.C. Mount

Snap-in bracket

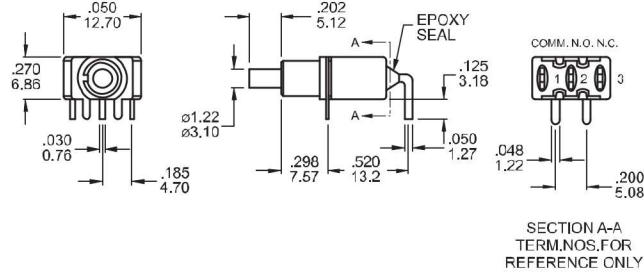
OPTION CODE	DIM. 'A'
M51	.750 (19.50)
M52	.964 (24.48)
M53	.426 (10.80)
M54	.650 (16.50)

7M
Pushbutton Switches

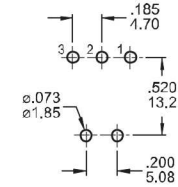
7M Series

Snap-Acting Pushbutton Switches

M6



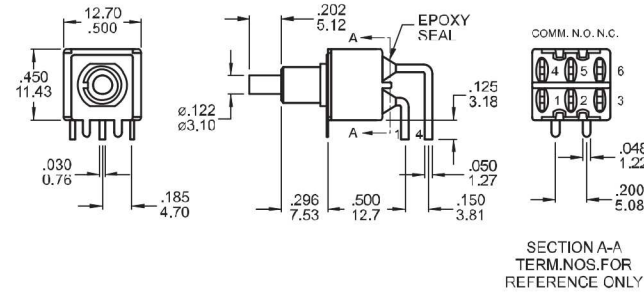
P.C. MOUNTING



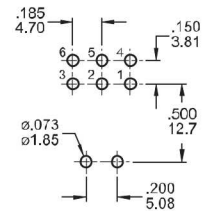
SPDT

Part No. Shown : 7MS7P1B20M6QES

M6



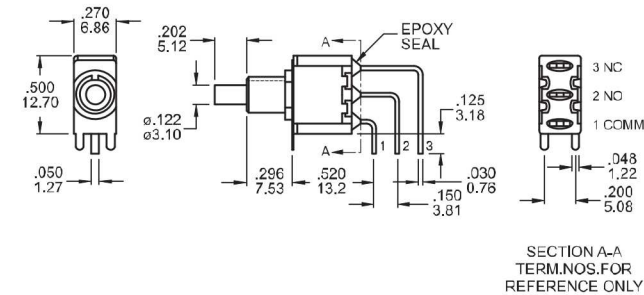
P.C. MOUNTING



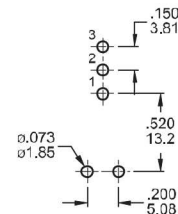
DPDT

Part No. Shown : 7MD7P1B20M6QES

M7



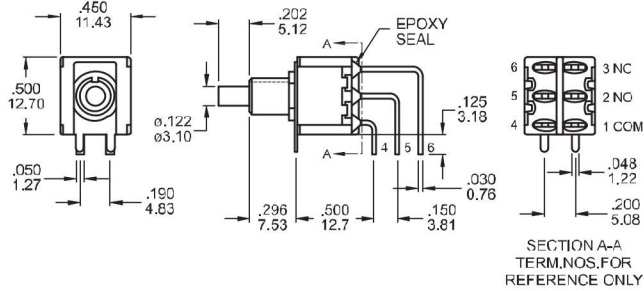
P.C. MOUNTING



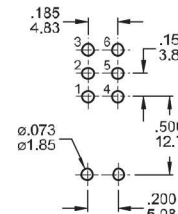
SPDT

Part No. Shown : 7MS7P1B20M7QES

M7



P.C. MOUNTING



DPDT

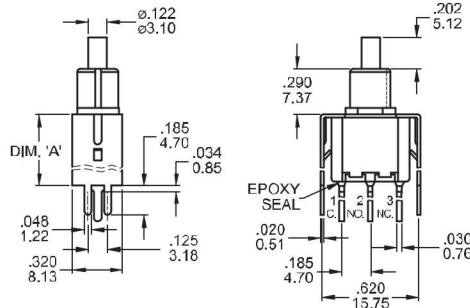
Part No. Shown : 7MD7P1B20M7RES

7M Pushbutton Switches

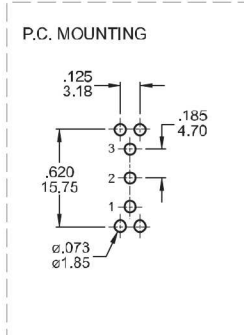
7M Series

Snap-Acting Pushbutton Switches

VS2 - VS3



OPTION CODE	DIM. 'A'
VS2	.460 11.68
VS3	.630 16.00

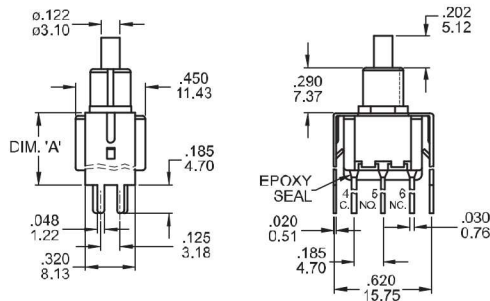


SPDT

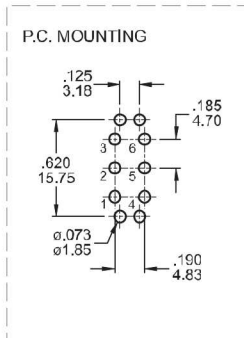
Part No. Shown : 7MS7P1B20VS2RES

7M
Pushbutton Switches

VS2 - VS3



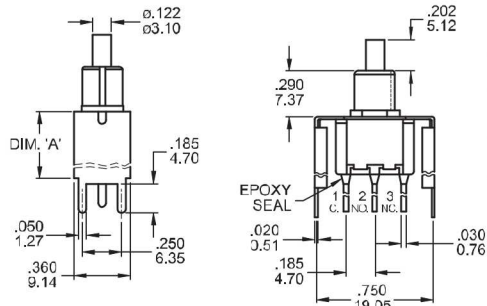
OPTION CODE	DIM. 'A'
VS2	.460 11.68
VS3	.630 16.00



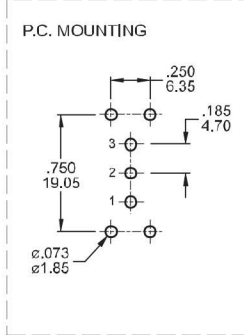
DPDT

Part No. Shown : 7MD7P1B20VS2QES

VS4 - VS5



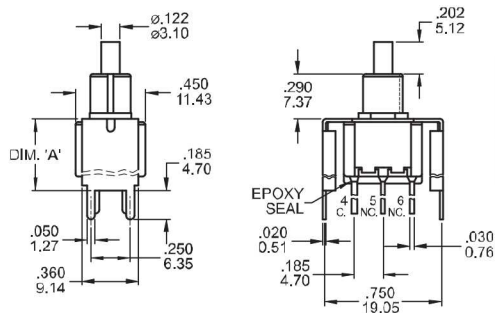
OPTION CODE	DIM. 'A'
VS4	.460 11.68
VS5	.630 16.00



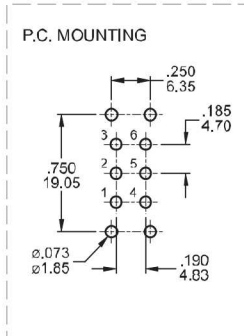
SPDT

Part No. Shown : 7MS7P1B20VS4QES

VS4 - VS5



OPTION CODE	DIM. 'A'
VS4	.460 11.68
VS5	.630 16.00



DPDT

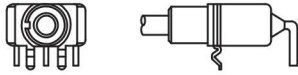
Part No. Shown : 7MD7P1B20VS4QES

7M Series

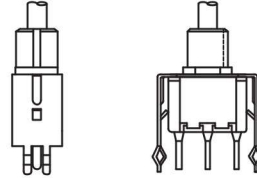
Snap-Acting Pushbutton Switches

SNAP-IN TERMINATION OPTIONS

M6N

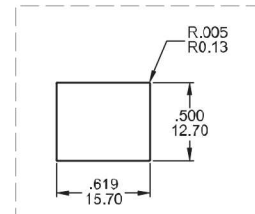
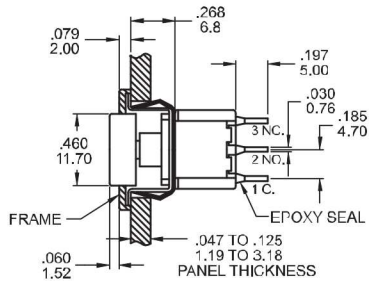
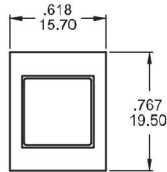


V2N



PANEL MOUNTING

AP2 CAP & FRAME



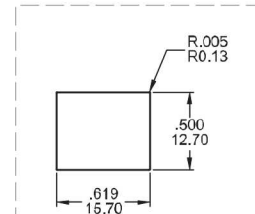
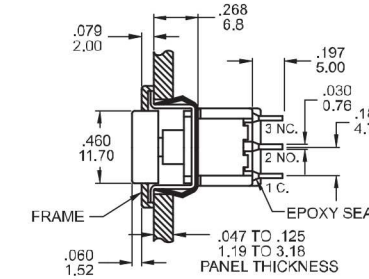
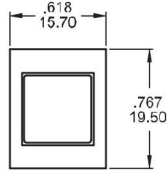
INCREASE TO .620/.625 15.75/15.88 FOR .091/.125 2.31/3.18 THK PANEL

PANEL LAYOUT

SPDT

Part No. Shown : 7MS7AP223M1QES

AP2 CAP & FRAME



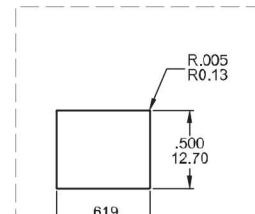
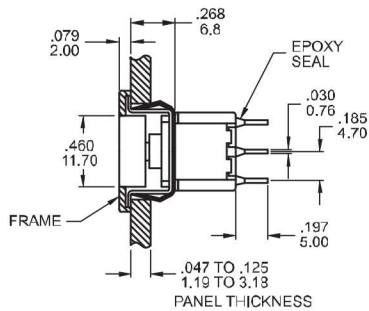
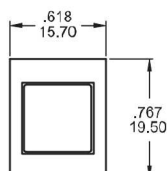
INCREASE TO .620/.625 15.75/15.88 FOR .091/.125 2.31/3.18 THK PANEL

PANEL LAYOUT

DPDT

Part No. Shown : 7MD7AP223M1QES

AP4 CAP & FRAME



INCREASE TO .620/.625 15.75/15.88 FOR .091/.125 2.31/3.18 THK PANEL

PANEL LAYOUT

SPDT

Part No. Shown : 7MS7AP429M1RES



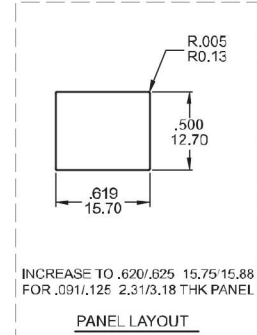
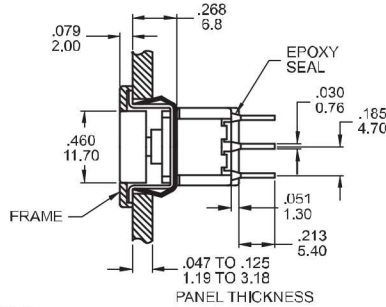
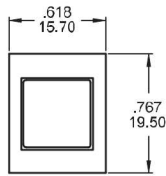
7M
Pushbutton Switches

7M Series

Snap-Acting Pushbutton Switches

PANEL MOUNTING

AP4 CAP & FRAME



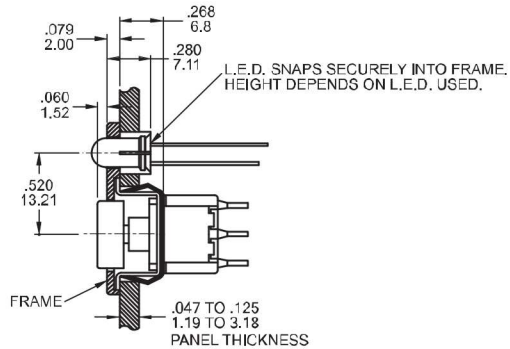
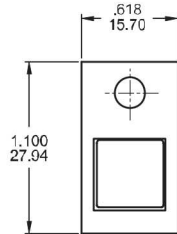
DPDT

Part No. Shown : 7MD7AP423M1RES



7M Pushbutton Switches

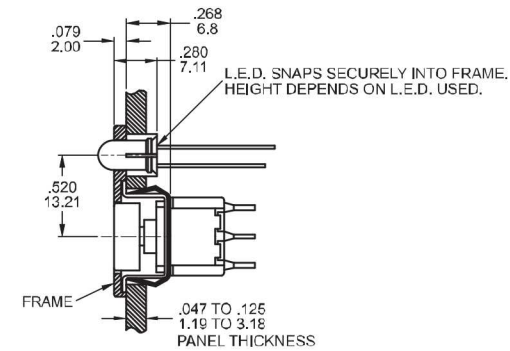
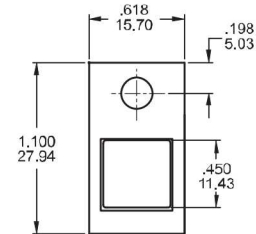
AP5 CAP & FRAME



SPDT

Part No. Shown : 7MS7AP523M1QES

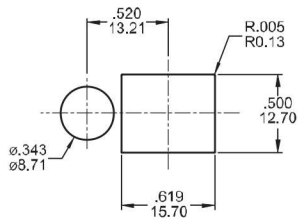
AP6 CAP & FRAME



SPDT

Part No. Shown : 7MS7AP629M1RES

FOR AP5/AP6



PANEL LAYOUT

CAP AND FRAME COLORS

OPTION CODE	COLOR
1	WHITE
2	BLACK(std)
3	RED

LED COLORS

OPTION CODE	COLOR
R	RED(std)
G	GREEN
Y	YELLOW

* Besides standard color, other colors need to check stocks available.